

LEVEL CHART			
Building Name	Road lvl (m)	FFL of Plinth/ Rail lvl (m)	
1	TIME AND SECURITY OFFICE	+315.5	+315.95
2	MAINTENANCE BUILDING		
2a	MAINTENANCE OFFICE (GROUND + MEZZANINE)	+320.843	+321.543
2b	INSPECTION BAY + REPAIR BAY + AUX. REPAIR SHOP (GROUND FLOOR)	+320.843	+321.543
3	ADMIN +DCC	+320.843	+320.993
4	CONTROL ROOM FOR AUTO COACH WASHING PLANT	+315.700	+316.2
5	AUTO COACH WASHING PLANT		+323.098
6	ETU ROOM FOR WORKSHOP TRACK MACHINE	+320.993	+321.543
7	STABLING LINE	+320.843	+321.543
8	INTERNAL CLEANING	+320.993	+321.543
9	PIT WHEEL LATHE	+321.543	+321.543
10	ETU SHED	+320.993	+321.543
13	ASS & D.G SET	+320.843	+321.543
14	UNDERGROUND TANK AND WORKER'S TOILET	+320.843	+321.543
15	TSS (GANTRY) SWITCH YARD	+320.843	+321.293
		+320.843	+321.143

HINGNA DEPOT AREA CHART				
Building Name	Size in meter	Area in sqm.	Type of building	
1	TIME AND SECURITY OFFICE	14.625X 8.9	130.1625	RCC BUILDING
2	MAINTENANCE BUILDING			
2a	MAINTENANCE OFFICE (GROUND + MEZZANINE) X 2	(86.00 X 14.80) X 2	2545.6	RCC BUILDING
2b	INSPECTION BAY + REPAIR BAY + AUX. REPAIR SHOP (GROUND FLOOR)	86.00 X 63.20	5435.20	RCC BUILDING
3	ADMIN +DCC (STILT + 2)	742.846 + (56.30 X 68.6) X 2	*7456.946	RCC BUILDING
4	CONTROL ROOM FOR AUTO COACH WASHING PLANT	22.45X7.40	166.13	RCC BUILDING
5	AUTO COACH WASHING PLANT	50.00 X 7.20	360.00	OPEN
6	ETU ROOM FOR WORKSHOP TRACK MACHINE	(78.00 X 8.95) X 2	1396.20	RCC BUILDING
7	STABLING LINE	166.00 X 25.00	4150.00	OPEN
8	INTERNAL CLEANING	86.00 X 7.56	650.16	SHED
9	PIT WHEEL LATHE	30.0 X 13.605	408.15	SHED
10	ETU SHED	78.00 X 6.60	514.8	SHED
11	SEWERAGE TREATMENT PLANT	3.3 X 10.250	33.8250	RCC BUILDING
12	EFFLUENT WATER TREATMENT PLANT (WWTP)	19 X 10	190	OPEN
13	ASS	24.20X 25.00	605.00	RCC BUILDING
	D.G SET	6.80 X 20.75	141.0	OPEN
14	UNDERGROUND TANK AND WORKER'S TOILET	24.20 X 16.6	401.72	RCC BUILDING
15	TSS (GANTRY)	10.4 X 23.8	247.52	RCC BUILDING
	SWITCH YARD	28.00 X 60.43	1692.04	OPEN
TOTAL RCC BUILDING AREA			18418.3035	
TOTAL SHED AREA			1573.11	
SITE AREA			91708.55 sqm (22.662 Acres)	

*AS PER POLYLINE IN ADMIN + DCC - FOR STILT AREA ONLY BUILT UP AREA IS CONSIDERED

B03 AREA REVISED

B03 AREA REVISED

REV NO	DATE	DESCRIPTION	SIGN
806	01/07/20	GOOD FOR CONSTRUCTION	

THE RESPONSIBILITY OF CONTROL, CHECK & VERIFICATION OF ACCURACY, CORRECTNESS, COMPLETENESS, INTEGRATION & FULL COMPLIANCE OF THE CONTRACT PROVISIONS IN RESPECT OF DESIGN, ANALYSIS AND DRAWINGS RESTS WITH THE DETAILED DESIGN CONSULTANT / DETAILED DESIGN CONSULTANT & CONTRACTOR. IT IS CERTIFIED THAT THERE IS NO CHANGE IN THIS GFD FROM THE ALREADY APPROVED OR DWG NO. 2334952.274 APPROVED ON DATE 16.02.2018.				
DDC / CONTRACTOR		CONTRACTOR / DDC		
SIGN:	SIGN:	SIGN:	SIGN:	SIGN:
DATE: 20.04.2018	DATE: 16.02.2018	DATE: 24.04.2018	DATE: 24.04.2018	DATE:
NAME: KUNAL	NAME: RASHMI GUPTA	NAME: RENU BALA	NAME: SUSHREE WATHUR	NAME:
DRAWN BY	DESIGN BY	CHECKED BY	APPROVED BY	RECEIVED BY
FOUNTAINHEAD		NOT APPLICABLE		
ARCHITECTURE INTERIOR & LANDSCAPE C-89/148, VASANT KUNJ, NEW DELHI PH: 011-26881534, 26124540, 26124543. FAX: 26889459 Email: office@fountainhead.com		STRUCTURAL CONSULTANT LKT Engineering Consultants Ltd		
		HVAC CONSULTANT Harvex Consultancy Services		
		ELECTRICAL CONSULTANT Analysis Consultants		
		PLUMBING & FIRE FIGHTING CONSULTANT Techno Engineering Consultants		


THIS DRAWING INCLUDING ITS DESIGN AND DETAILING HAS BEEN PROOF CHECKED AND FOUND SUITABLE FOR THE EXECUTION PURPOSE AND IS RECOMMENDED FOR GFC / NO OBJECTION.		PROOF CONSULTANT	
THIS DRAWING INCLUDING ITS DESIGN AND DETAILING HAS BEEN PROOF CHECKED/REVIEWED AND FOUND SUITABLE FOR THE EXECUTION PURPOSE AND IS ISSUED AS 'GOOD FOR CONSTRUCTION' / BEING GIVEN NO OBJECTION.		GENERAL CONSULTANT TO NMRP	
NOT APPLICABLE		NOT APPLICABLE	
NOT APPLICABLE		NOT APPLICABLE	

COUNTER SIGNED BY MAHARASHTRA METRO RAIL CORPORATION LTD.		PROJECT: NAGPUR METRO RAIL PROJECT Metro House, 28/2, CK Naidu Marg, Anand Nagar, Civil Lines, Nagpur - 440 001 Phone No: 07122554217	
CLIENT: MAHARASHTRA METRO RAIL CORPORATION LTD.		LOCATION: Hingna Depot	
TITLE: SITE PLAN		SCALE: 1:1000 DATE: 01/07/20 STATUS: Good for Construction	
DRG NO: DED01-FHD-AR-PRM-HIG_SI_GL-DST-1001		REVISION NO: B06	

PROJECT: NAGPUR METRO RAIL PROJECT	
CLIENT: MAHARASHTRA METRO RAIL CORPORATION LTD.	
TITLE: SITE PLAN	
SCALE: 1:1000 DATE: 01/07/20 STATUS: Good for Construction	
DRG NO: DED01-FHD-AR-PRM-HIG_SI_GL-DST-1001	

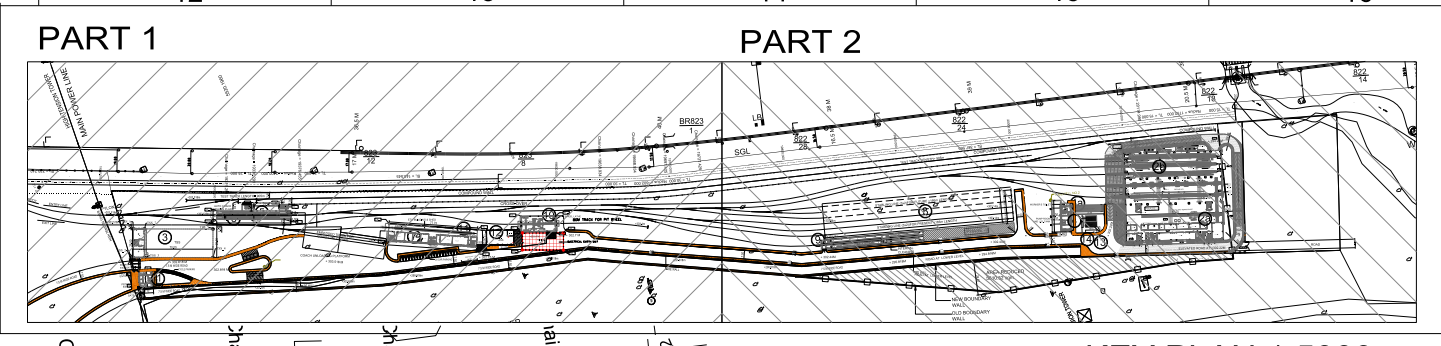
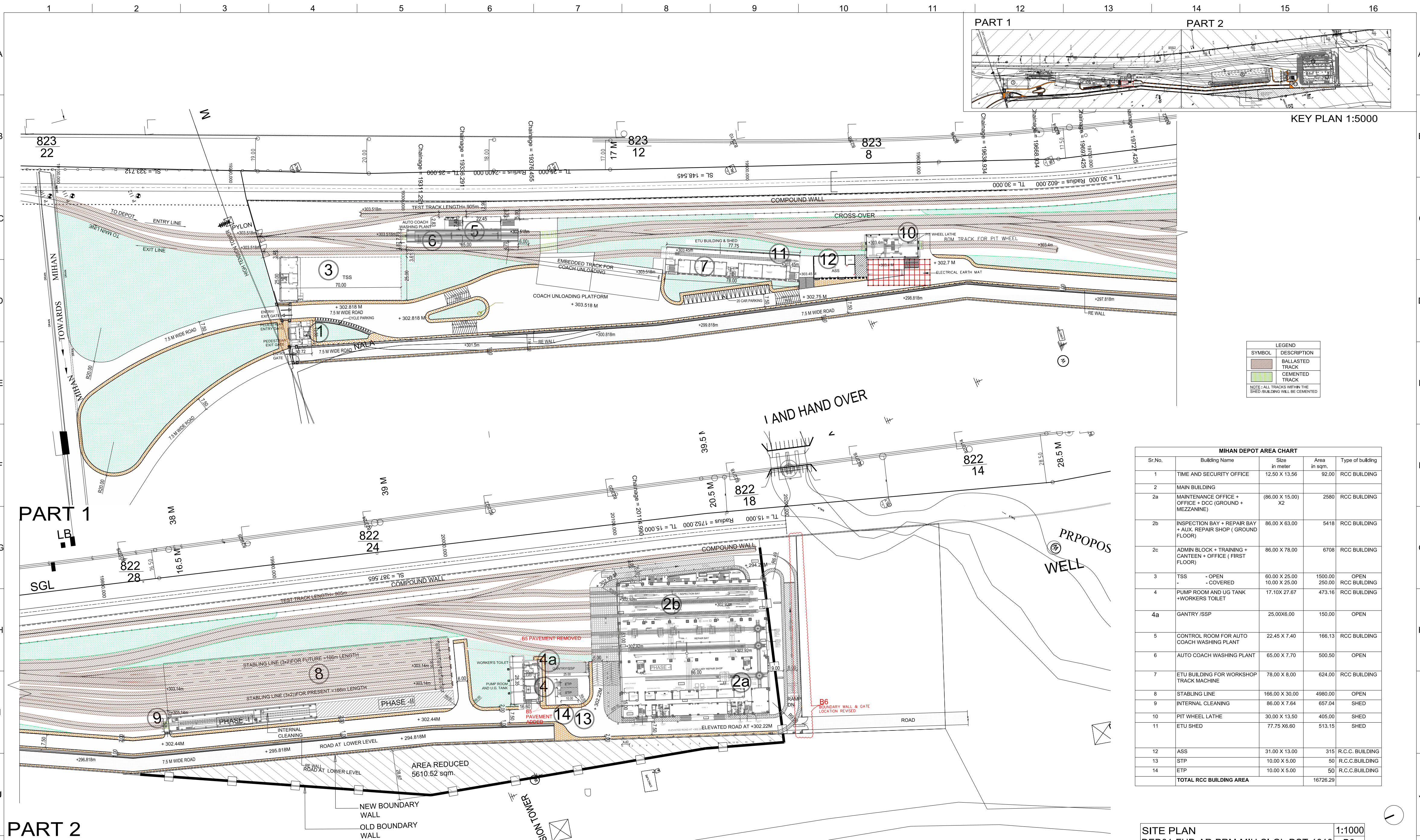
PROJECT: NAGPUR METRO RAIL PROJECT Metro House, 28/2, CK Naidu Marg, Anand Nagar, Civil Lines, Nagpur - 440 001 Phone No: 07122554217	
CLIENT: MAHARASHTRA METRO RAIL CORPORATION LTD.	
LOCATION: Hingna Depot	
TITLE: SITE PLAN	
SCALE: 1:1000 DATE: 01/07/20 STATUS: Good for Construction	
DRG NO: DED01-FHD-AR-PRM-HIG_SI_GL-DST-1001	
REVISION NO: B06	

PROJECT: NAGPUR METRO RAIL PROJECT	
CLIENT: MAHARASHTRA METRO RAIL CORPORATION LTD.	
LOCATION: Hingna Depot	
TITLE: SITE PLAN	
SCALE: 1:1000 DATE: 01/07/20 STATUS: Good for Construction	
DRG NO: DED01-FHD-AR-PRM-HIG_SI_GL-DST-1001	
REVISION NO: B06	



REVISION NO: B06

plot scale 50mm



LEGEND

SYMBOL	DESCRIPTION
[Symbol]	BALLASTED TRACK
[Symbol]	CEMENTED TRACK

NOTE: ALL TRACKS WITHIN THE SHED BUILDING WILL BE CEMENTED

MIHAN DEPOT AREA CHART

Sr.No.	Building Name	Size in meter	Area in sqm.	Type of building
1	TIME AND SECURITY OFFICE	12.50 X 13.56	92.00	RCC BUILDING
2	MAIN BUILDING			
2a	MAINTENANCE OFFICE + OFFICE + DCC (GROUND + MEZZANINE)	(86.00 X 15.00) X2	2580	RCC BUILDING
2b	INSPECTION BAY + REPAIR BAY + AUX. REPAIR SHOP (GROUND FLOOR)	86.00 X 63.00	5418	RCC BUILDING
2c	ADMIN BLOCK + TRAINING + CANTEN + OFFICE (FIRST FLOOR)	86.00 X 78.00	6708	RCC BUILDING
3	TSS - OPEN - COVERED	60.00 X 25.00	1500.00	OPEN RCC BUILDING
4	PUMP ROOM AND UG TANK + WORKERS TOILET	17.10X 27.67	473.16	RCC BUILDING
4a	GANTRY /SSP	25.00X6.00	150.00	OPEN
5	CONTROL ROOM FOR AUTO COACH WASHING PLANT	22.45 X 7.40	166.13	RCC BUILDING
6	AUTO COACH WASHING PLANT	65.00 X 7.70	500.50	OPEN
7	ETU BUILDING FOR WORKSHOP TRACK MACHINE	78.00 X 8.00	624.00	RCC BUILDING
8	STABLING LINE	166.00 X 30.00	4980.00	OPEN
9	INTERNAL CLEANING	86.00 X 7.64	657.04	SHED
10	PIT WHEEL LATHE	30.00 X 13.50	405.00	SHED
11	ETU SHED	77.75 X 6.60	513.15	SHED
12	ASS	31.00 X 13.00	315	R.C.C. BUILDING
13	STP	10.00 X 5.00	50	R.C.C. BUILDING
14	ETP	10.00 X 5.00	50	R.C.C. BUILDING
TOTAL RCC BUILDING AREA			16726.29	

PART 2

SITE PLAN
DED01-FHD-AR-PRM-MIH-SI-GL-DST-1010
1:1000
B6

NOTES:

REV NO	DATE	DESCRIPTION	SIGN
B6	07.09.2017	LOCATION OF BOUNDARY WALL & GATE BEYOND THE MAIN BUILDING REVISED	
B5	6.03.2017	PAVEMENT REMOVED ALONG THE TRACK SIDE BEHIND THE WORKERS TOILET PAVEMENT ADDED ALONG THE PUMP ROOM & WORKERS TOILET	
B4	6.03.2017	TRACK CENTER REVISED NEAR ETU SHED PIT WITHIN THE ETU SHED AS PER REVISED TRACK CENTER TRACK CENTERS NEAR MAIN BUILDING REVISED MAIN BUILDING UPDATED ROAD CONNECTIVITY MARKED AT ENTRANCE 2 NO. 7M WIDE GATE ADDED FOR TRAIN ENTRY & EXIT TO DEPOT	
B3	06.02.2017	WIDTH OF RAMP BETWEEN ETU BUILDING & ASS INCREASED AS PER MOM DATED 02.02.2017 ROAD EXTENDED TILL THE END OF PIT WHEEL LATHE AS PER MOM DATED 02.02.2017 SSP/GANTRY SIZE & LOCATION CHANGED 6M WIDE ROAD PROVIDED BEHIND THE MAIN BLOCK AS PER MOM DATED 02.02.2017	
B2	07.01.2017	ADDED STP & ETP FORMAT CHANGED & DRAWING NO. CHANGED	
B1	25.11.2016	REVISED TRACK LAYOUT AS PER MAIL RECEIVED BY NMRP ON 11.11.16 RAIL LEVELS IN BUILDINGS AND BUILDINGS REVISED AS PER MAIL RECEIVED BY NMRP ON 23.11.16 FOR RAIL REVISED AS PER MOM DATED 22.11.16	

THE RESPONSIBILITY OF CONTROL, CHECK & VERIFICATION OF ACCURACY, CORRECTNESS, COMPLETENESS, INTEGRATION & FULL COMPLIANCE OF THE CONTRACT PROVISIONS IN RESPECT OF DESIGN, ANALYSIS AND DRAWINGS RESTS WITH THE DETAILED DESIGN CONSULTANT / DETAILED DESIGN CONSULTANT & CONTRACTOR. IT IS CERTIFIED THAT THERE IS NO CHANGE IN THIS GCD FROM THE ALREADY APPROVED CR DWG NO. REV..... APPROVED ON DATE

DDC / CONTRACTOR				CONTRACTOR / DDC			
SIGN:	SIGN:	SIGN:	SIGN:	SIGN:	SIGN:	SIGN:	SIGN:
DATE: 29.09.2017	DATE: 17.09.2016	DATE: 09.09.2017	DATE: 09.09.2017	DATE:	DATE:	DATE:	DATE:
NAME: KUNAL THAPLIYAL	NAME: RASHMI GUPTA	NAME: RENU BALA	NAME: SHREESHREE MATHUR	NAME:	NAME:	NAME:	NAME:
DRAWN BY	DESIGN BY	CHECKED BY	APPROVED BY				

FOUNTAINHEAD
ARCHITECTURE INTERIOR & LANDSCAPE
C-919148, VASANT KUNJ, NEW DELHI
PH: 011-26891534, 26124540, 26124543. FAX: 26898459
Email: office@studiofountainhead.com

STRUCTURAL CONSULTANT
LKT Engineering Consultants Ltd
HVAC CONSULTANT
Harvex Consultancy Services
ELECTRICAL CONSULTANT
Analyst Consultants
PLUMBING & FIRE FIGHTING CONSULTANT
Techno Engineering Consultants

THIS DRAWING INCLUDING ITS DESIGN AND DETAILING HAS BEEN **PROOF CHECKED** AND FOUND SUITABLE FOR THE EXECUTION PURPOSE AND IS RECOMMENDED FOR GFC / NO OBJECTION.

PROOF CONSULTANT

NOT APPLICABLE

THIS DRAWING INCLUDING ITS DESIGN AND DETAILING HAS BEEN **PROOF CHECKED/REVIEWED** AND FOUND SUITABLE FOR THE EXECUTION PURPOSE AND ISSUED AS 'GOOD FOR CONSTRUCTION'/BEING GIVEN NO OBJECTION

GENERAL CONSULTANT TO NMRP

SYSTRA-AECOM-EGIS-RITES
Church House, Above SBI Bank,
First floor, Civil Lines Nagpur- 440001

COUNTER SIGNED BY
MAHARASHTRA METRO RAIL CORPORATION LTD.

PROJECT: **NAGPUR METRO RAIL PROJECT**
Metro House, 28/2, CK Naidu Marg, Anand Nagar,
Civil Lines, Nagpur - 440 001
Phone No: 07122554217

CLIENT: MAHARASHTRA METRO RAIL CORPORATION LTD.

LOCATION: Mihan Depot

TITLE: SITE PLAN

SCALE: 1:1000 **DATE:** 25/10/17 **STATUS:** Issued for Review and Approval

DRG NO: DED01-FHD-AR-PRM-MIH_GL-DST-1010

ARCHITECTURE

NAGPUR METRO

REVISION NO: B06

plot scale 50mm